

2021 REGION XIV UIL MARCHING CONTEST, CALALLEN ZONE
CALALLEN HIGH SCHOOL WILDCAT STADIUM
Saturday, October 16, 2021
Contest Instructions

The following is important Information regarding the Region XIV UIL Marching Contest at Calallen HS Wildcat Stadium. Be sure to have each member of your staff read all information so there can be no misunderstandings. Due to the flow of traffic around Calallen High School, please follow the guidelines to allow smooth flow of students, buses, and trailers. All UIL rules will be in effect, so please read and be familiar with the UIL Constitution and Contest Rules, as well as the ground rules included in this information packet.

1. Arrive at least 30 minutes prior to your warm-up time. Buses are to unload students in the designated parking lot behind the high school. Equipment trucks will park behind the Visitor's side of the Stadium. **NO EQUIPMENT TRUCKS WILL BE ALLOWED IN THE BUS PARKING AREA**, so plan accordingly. A monitor will meet you and stay with you until the performs and exits the Stadium. **OTHER SCHOOL PERSONNEL MAY NOT** park in the bus parking lot behind the school. **All instrument cases are to remain inside your buses or trucks.**
2. Check-in station for band directors is next to the warm-up areas. At Check-in, you will receive wristbands for staff members to allow them entrance to the home bleachers. You will also receive a Video Pass to record your band IF you have completed and submitted the Video Use Agreement online at the UIL State Website. (See Bullet # 4.)
3. All forms (Announcer Script, Compliance Statement, and Form 1) were required to be submitted in advance and will **NOT BE ACCEPTED THE DAY OF THE CONTEST.**
4. **VIDEO RESTRICTIONS:** The **ONLY** video recording that will be allowed will be by bands which have signed the Educational Use Video Agreement (CLICK [HERE](#)) with UIL and received a video pass at Check-in to record **ONLY** their band from the designated video area. Designated video operators will have the same 5-minute set up time as the band's set up time and the same 2 minutes following the band's performance to vacate the designated recording area. Please inform your parents there will be **NO OTHER RECORDING EQUIPMENT ALLOWED IN THE STADIUM.**
5. **RESULTS** will be announced for each Classification **immediately following the last band** to perform in each class. Band Directors will pick up their results and awards **IN THE DOME (next to the warmup area, see Site Map), NOT in the PRESS BOX.** Directors who choose to load buses and depart the Stadium **BEFORE** results are announced should designate someone to remain at the Stadium to get their school results following announcements. **NO RESULTS OR AWARDS** will be distributed **BEFORE THEY ARE ANNOUNCED AT THE STADIUM.**
6. Band parents, other adults, or any other non-band staff personnel assisting with prop movement or in any other way with the band should remain with the band and enter and exit with the band and be seated with the band in the Visitors' bleachers. Anyone who wishes to sit in the Home bleachers will need to purchase a ticket.
7. **Administrator Passes** will be handled **DIFFERENTLY** this year. Please instruct Administrators in your District (Campus, Central Office, and School Board Members), that all they need to do is present their **DISTRICT ID BADGE** at the **Stadium Entrance Gate (NOT THE TICKET BOOTH)** and they will receive two wristbands for the Contest that will allow them in and out privileges throughout the event, just like the other spectators. They will no longer need to keep showing their District ID every time they enter or leave the Stadium. If they have already received the traditional "Gate Pass" (yes, those are still being used, too), they will simply exchange that pass at the Stadium Gate for their wristbands.
8. No changing rooms will be available, so please make necessary dressing arrangements in advance. There are public restrooms and water fountains close to the warm-up areas.
9. Cell phone (satellite) time will be used as the official time for this contest. Warm-up time includes entering and exiting the warm-up area.
10. Bands (winds and percussion) will warm up in the indoor practice facility (see Site Map). Outdoor Guard warm-up will be in the marked field by Ag/FFA building. **The outdoor guard area will be for silent warm-ups with no amplified or live music of any kind. No outdoor playing or music of any kind will be allowed.** You may choose to have your outdoor guard warm up with you in the indoor practice facility.

11. Each band will have approximately ½ of the indoor practice facility for warmup. No tuners, chairs, metronomes, etc. will be provided in the warm-up areas. Each band will have 30 minutes in the warmup area (this time includes entering and exiting). At the end of 25 minutes of warm-up, you will have 5 minutes to clear the area, and an additional 10 minutes to move to the stadium.
12. The Stadium has artificial turf with standard NCAA markings. Any pit or prop equipment pushed or pulled on the field surface **must have large inflatable tires or tires with a minimum of 8 inch wheels** (pneumatic wheels/never flat). Any equipment with smaller wheels must be **lifted** and placed into position! There is an 8-lane artificial surface track around the football field which may be used to move equipment and personnel. All gasoline-powered vehicles must have protection under the chassis, and be free of leaks. Electric vehicles need no such protection. **Anything that leaves a residue on the turf will not be permitted (i.e. Glitter, confetti, powder, etc.)!**
13. Bands will enter the stadium from the Visitor Side (see Stadium Map) and wait near the starting line (extended goal line) while the preceding band is performing. The front line will enter on the Home Side (see Stadium Map). As the preceding band clears the field, your band will be moved to the starting line and then enter the field on the signal from the monitor. As the 5-minute set-up period begins, the Stadium Announcer will say “**(Name of School) High School, you may now enter the field to prepare for your performance.**” Bands may use these 5 minutes in any way deemed appropriate to assume the starting position and prepare to begin the show. Activities may include warm-up and/or cadence. The show will **OFFICIALLY** begin when all 5:00 of the set-up time has expired.
14. **SCOREBOARD TIMING:** Timing for the 5-minute set-up period and the 8-minute show will be kept on the scoreboard clock. When the band is instructed to enter the field to begin its set up period, the clock will begin counting down from 5 minutes. When the clock reaches 0:45, the band on the field **WILL BE INTRODUCED**. When the clock reaches 0:20, the drum majors will be introduced **AND** the scoreboard clock will be reset to 8:00 in preparation for the beginning of the show. The remainder of the 5:00 set-up period will be kept by stopwatch in the press box. When the clock moves from 8:00 to 7:59 judging of the band will begin. At the conclusion of the contest show the band will then have 2 minutes to exit the field and clear all equipment. **REVIEW THE ANNOUNCER SCRIPT THAT WAS EMAILED TO ALL HEAD DIRECTORS FOR DETAILS ON THE 5:00 TIMING PROCEDURES.** (NOTE: Should the stadium clock malfunction, official time will be kept on a stopwatch in the Press Box.)
15. **EXIT FROM THE FIELD:** After the show is concluded, each band has TWO minutes to exit the field. While exiting the field, the band may play, march-off to a drum cadence, etc. It must be, however, evident the band is exiting the field. It is the intent of the timing rule that a marching band’s contest routine be completed within the 8-minute time limit. The end of the performance should be clearly evident in the show design (final set, end of the wind music, drum major bow, etc.). Continued playing and marching after that point, not for the sole purpose of clearing the field, will be interpreted as a continuation of the performance and the band **SHALL BE PENALIZED ONE RATING**. At the end of the designated 2 minutes there should be no more sound being generated by instruments or verbal cadence. **See Stadium Map for exit directions.**
16. After each band’s performance there will be water available for the students. We encourage all directors to allow their students to remove coats and hats after they perform and to provide additional water for their students.
17. Band members are to remain off the field except during their performance. Band directors are asked to strictly enforce this. Directors will be held responsible for the behavior of their students.
18. UIL rules prohibit balloons and noisemakers (such as air horns, cow bells) in the stadium. **It is YOUR responsibility to inform your parents and supporters that items such as these will not be allowed in the stadium.**
19. Please inform parents that all umbrellas and any other type of shading devices must be fully closed and lowered while bands are performing so that all audience members can have full view of the shows.
20. Calallen ISD has a “clear bag” policy for the stadium. Those details are included in a flyer in this packet, please share that information with parents.
21. Admission charge for the general public is \$5 per person. No charge for pre-school children (age 5 and under). Paid spectators receive a wristband which **MUST** be worn for admission to the stadium. Wristbands which have NOT been removed may be used for in and out privileges at the gate throughout the entire contest. Once it has been removed, a new one must be purchased for re-entry. Ticket booths and entrance gate will open approximately 30 minutes prior to the first performance.
22. Access in and out of the seating area will be restricted while a band is performing. **Please inform your fans and students of this courtesy rule and advise them to show up at least 30 minutes before YOUR band performs.**

23. Seating for band students and band sponsors is free on the visitor side. **Please do not allow your band members to enter the bleachers during a performance.** Those who want to sit on the press box side must pay the \$5 admission fee.
24. There will be concession stands open on both sides of the stadium. **PLEASE FREQUENT THEM OFTEN!** No outside food or beverages are allowed inside the stadium.
25. T-shirts and other souvenir items will be available at the contest.
26. Reminders of a few UIL rules:
 - **** NEW AMPLIFICATION RULE:** No more than 10 students may be amplified **AT ONE TIME**
 - All electronic instruments must be played by eligible students and performed in live time at the contest, no recordings, narrations, or digital loops are allowed
 - All electronic equipment, soundboards, mixers, etc. must be operated by eligible students
 - Review the C&CR for **ALL** rules!!

We look forward to hosting contest for you and wish you good luck. Please contact me if there are any questions.

Jeff Valperts, Director of Bands
Calallen ISD
Cell: 361-244-7318, Band Hall: 361-242-5644
jvalperts@calallen.org

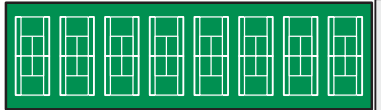
UIL Music Region XIV 2A/3A/4A Marching Contest, Zone A
Saturday, October 16, 2021
Calallen High School Wildcat Stadium
Corpus Christi, Texas

FINAL 09/30/21

CLASS	SCHOOL	WARM-UP AREA	ENTER WARM-UP	WARM-UP CLEARED	5-MINUTE SET-UP BEGINS	PERFORM
CALALLEN ZONE						
2A	Kaufer HS	A	2:45	3:15	3:25	3:30
2A	Premont HS	B	3:00	3:30	3:40	3:45
2A	Ben Bolt HS	A	3:15	3:45	3:55	4:00
ANNOUNCE 2A RESULTS/BREAK						4:15
3A	Falfurrias HS	B	3:45	4:15	4:25	4:30
3A	London HS	A	4:00	4:30	4:40	4:45
3A	Hebbronville HS	B	4:15	4:45	4:45	5:00
3A	Bishop HS	A	4:30	5:00	5:10	5:15
3A	San Diego HS	B	4:45	5:15	5:25	5:30
3A	Santa Gertrudis HS	A	5:00	5:30	5:40	5:45
3A	Banquete HS	B	5:15	5:45	5:55	6:00
ANNOUNCE 3A RESULTS/DINNER						6:15-7:00
4A	Calallen HS	A	6:15	6:45	6:55	7:00
4A	Zapata HS	B	6:30	7:00	7:10	7:15
4A	Tuloso-Midway HS	A	6:45	7:15	7:25	7:30
4A	Robstown HS	B	7:00	7:30	7:40	7:45
4A	West Oso HS	A	7:15	7:45	7:55	8:00
4A	H.M. King HS	B	7:30	8:00	8:10	8:15
4A	Miller HS	A	7:45	8:15	8:25	8:30
ANNOUNCE 4A RESULTS						8:45

Judges: Rudy Barrera, Rio Grande City
 Paul Fullerton, Gatesville
 John Stuckey, Galveston

10	20	30	40	50	40	30	20	10
Colorguard Warm Up				Colorguard Warm Up				
A				B				
10	20	30	40	50	40	30	20	10



Exit Warm Up A & B

New Band Warm-up
Enter Warm Up A & B

BUS PARKING

BUS EXIT
BUS EXIT



BUS ENTRANCE



BAND EXIT

Spectator Entrance



STUDENT ENTRANCE FREE

Registration / Sign In

CALLEN PERSONEL PARKING

BAND HALL

A Gym

B Gym

Rest Room

COMPETING BAND STAFF VEHICLES & OVERFLOW PARKING

EQUIPMENT TRUCK PARKING ONLY

No personal vehicles will be allowed in the equipment truck parking lot.
Please advise staff, administration etc...

spectator parking entrance

BAND & PIT ENTRANCE
PIT EXIT

IN


OUT



WILDCAT DR.
WILDCAT DR.
WILDCAT DR.
WILDCAT DR.
WILDCAT DR.
WILDCAT DR.
WILDCAT DR.

Calallen Wildcat Stadium

Press Box



Pit Enter



Band Exit



Home Side


Pit Exit




Band Entrance




Visitors Side



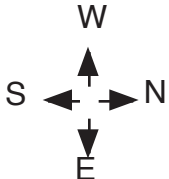
All Pit Enter
And Exit
This Gate



Band Entrance Gate



Student Entrance



LET'S BE CLEAR

ON CALLEN ISD CLEAR BAG REQUIREMENTS

Applies to the following facilities at Calallen High School:

Stadium, Baseball Field, Softball Field, Gymnasium, and Auditorium

ACCEPTABLE:



STADIUM SEATS

- without zippers/pockets



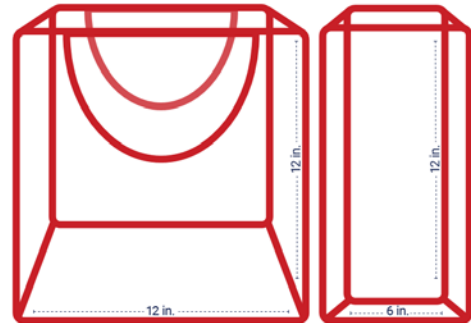
SMALL PURSE/CLUTCH

- cannot exceed 5.5 in. x 8.5 in.
- does not have to be clear
- with or without a strap



STORAGE BAG

- one-gallon, clear resealable plastic bag



CLEAR BAG

- cannot exceed 12 in. x 6 in. x 12 in.
- printed or patterned bags are not permissible
- one logo (not obstructing contents) is acceptable

PROHIBITED:

- Backpacks
- Duffle bags or large totes
- Purses larger than 5.5" x 8.5"
- Cases (camera, binocular, etc.)
- Mesh or straw bags
- Fanny packs
- Printed pattern or tinted plastic
- Folding chair bags
- Stadium seats with zippers or pockets
- Reusable grocery totes

EXCEPTIONS:

- Bags for medically necessary items
- News media equipment (for credentialed media)
- Official team and other field photographers
- Diaper bags (child must be present)

NOTE:

All bags are subject to inspection prior to entry regardless of size or type.



2

UNIVERSITY INTERSCHOLASTIC LEAGUE

REGION MARCHING BAND CONTEST ADJUDICATION SHEET

School _____ Number of Performers _____ Conference _____ Region _____

Performing Group Type (choose one) VARSITY | NON-VARSITY

Contest Date ___/___/___ Entry Deadline ___/___/___ Entry Date ___/___/___ Director _____

MUSIC

- + - Tone Quality
 - + - Intonation
 - + - Technique and Accuracy
 - + - Phrasing and Artistic Expression
 - + - Blend and Balance
 - + - Precision and Timing
 - + - Dynamic Contrast
 - + - Style and Articulation
 - + - Effective Use of Electronics (when present)
-

VISUAL AND MOVEMENT

- + - Control and Achievement of Form/Interval
 - + - Control of Body
 - + - Control of Equipment
 - + - Precision and Timing
 - + - Uniformity of Style
 - + - Recovery
-

CONTENT

- + - Coordination and Effective Use of All Performing Elements
 - + - Effective Visual Reinforcement of Music
 - + - Suitability of Musical and Visual Content
 - + - Frequency/Demand of Movement While Playing
 - + - Continuity and Flow/Pacing
-

FINAL RATING

I SUPERIOR II EXCELLENT III AVERAGE IV BELOW AVERAGE V POOR

Write rating here _____

Signature of Adjudicator _____

REGION MARCHING BAND CONTEST ADJUDICATION SHEET

MUSIC - To what extent do the performers demonstrate:

- › appropriate, characteristic tone quality?
- › proper intonation across multiple ranges and dynamic levels?
- › technique and rhythmic accuracy that is refined to the highest levels?
- › phrasing and artistic expression that is of the highest musical value?
- › balance and blend that is clear and appropriate throughout the presentation?
- › a refined sense of rhythmic precision and timing?
- › a purposeful approach to dynamic contrast throughout the ensemble?
- › an approach to style and articulation that is clear and consistent through all instrument voices?
- › an effective performance of electronic content where appropriate?

VISUAL AND MOVEMENT - To what extent do the performers demonstrate:

- › a refined sense of achievement with regard to form control and intervallic relationships?
- › depth of training resulting in a clear, uniform approach to control of body?
- › depth of training resulting in a clear, uniform approach to control of equipment?
- › precision with regard to the timing of visual events?
- › a clearly-communicated style of movement from performer-to-performer?
- › a successful effort to recover from errors when present?

CONTENT - To what degree does the content for the ensemble demonstrate:

- › effective utilization of all performers on the field?
- › appropriate visual reinforcement of the music?
- › suitable musical and visual content for the performers?
- › musical repertoire performed while contributing to the visual content?
- › a sense of flow and pacing which is logical and artistic?

CONSISTENTLY (SUPERIOR)	USUALLY (EXCELLENT)	SOMETIMES (AVERAGE)	RARELY (BELOW AVERAGE)	SELDOM (POOR)
-----------------------------------	-------------------------------	-------------------------------	----------------------------------	-------------------------

ELECTRONICS AND AMPLIFICATION IN UIL MARCHING BAND CONTEST PERFORMANCES

Updated 2020-2021

In an effort to help band directors, contest officials, and judges clearly understand the application of existing UIL rules the state office has prepared the following:

THE RULE: Section 1105 of the UIL Constitution and Contest Rules

- (4) *Electronic Equipment.* Electronic equipment may be used under the following provisions:
- (A) All electronically produced music including narration and sound effects shall be performed live and in real time by eligible students.
 - (B) Pre-recorded music, instrumental or vocal, may not be used.
- (5) *Amplification.* Amplification of instruments or voice may be used with the following restrictions:
- (A) All equipment must be operated by eligible students.
 - (B) AC power cords and AC supplied amplification units must be located outside the sidelines and endlines.
 - (C) A power generator or DC power source may be placed on the field, provided there is a protective barrier between the power unit and the turf and all cords are contained safely within close proximity to the equipment that is being supplied with power.
 - (D) Wind instruments may be amplified only for solo and/or small ensemble features of up to ten performers at one time.

Violation of any of the above rules would make a band subject to the penalties as outlined in C&CR Sections 27 and 29.

STATE EXECUTIVE COMMITTEE INTERPRETATION

Electronic samples integrated into a UIL marching contest performance are considered to be digitally created musical effects as opposed to prerecorded music and are compliant with Section 1105 (h)(4) of the C&CR if operated and controlled by a student.

FAQ

May electronics be used for amplification?

YES. Electronics may be used for amplification, provided they are compliant with Section 1105(h)(5) of the UIL C&CR.

How does UIL define a solo or small ensemble feature?

UIL defines a solo or small ensemble feature as an individual or a group of up to ten wind players within the full marching band that is featured both musically and visually. A potential violation of this rule would be a scenario where a group of musicians staged within the full band wind section is amplified, while not being featured visually. In this scenario the trained observer would likely not be able to discern which performers are being amplified and could therefore be led to believe that the full band wind section is performing the musical excerpt.

What type of microphones may be used?

There are no restrictions on the type of microphones that may be used.

Where may microphones be located?

There are no restrictions on where microphones may be located, provided wind instruments are amplified ONLY for solo and small ensemble features. Therefore, placing a microphone(s) in any location that causes that(those) microphone(s) to amplify a group of wind players other than a solo or small ensemble feature is prohibited.

May equipment such as a soundboard and/or mixer be used to support and control audio reinforcement?

YES, provided all electronics are operated by an eligible student. However, during a performance a non-student may give verbal instruction to the student operating the equipment, provided the non-student does not touch the equipment.

Where may a soundboard and/or mixer be located?

There are no restrictions on where a soundboard and/or mixer may be located.

May pre-recorded music and/or descript words be used?

NO. Pre-recorded music (representing an acoustical instrument or vocalizations) and pre-recorded narrations (one or more descript words) are prohibited. Such show elements must be performed live and in real time by an eligible student.

Can digitally created sound effects (such as bird calls, animal sounds, thunder, etc.) and/or electronic samples (such as a nondescript vocalizations) be used?

YES, provided they are controlled and activated by an eligible student.

Can applications such as a synthesized rhythmic track or pre-recorded sound loop be used?

NO. Tracks that contain steady rhythmic content or provide pulse may not be used.

Do these rules apply during the 5-minute field entry/set-up or 2-minute field exit?

NO. These rules only apply during the 8-minute performance clock.

Is it permissible to use contemporary electronic instruments such as the MalletKAT, HandSonic, or Wavedrum?

YES. The use of electronic instruments is permitted, provided that they are played live and in real time by an eligible student.

Questions and/or requests for clarification should be addressed to the UIL State Music Office at: music@uiltexas.org