2021 UIL 3A AREA E MARCHING CONTEST
VETERANS MEMORIAL STADIUM, A.C. JONES HIGH SCHOOL, BEEVILLE
Saturday, October 23, 2021
Contest Instructions

The following is important Information regarding the 2021 UIL 3A Area E Marching Contest at Veterans Memorial Stadium at A.C. Jones High School in Beeville. Be sure to have each member of your staff read all information so there can be no misunderstandings. Due to the flow of traffic around A.C. Jones HS, please follow the guidelines to allow smooth movement of students, buses, and trailers. All UIL rules will be in effect, so please read and be familiar with the UIL Constitution and Contest Rules, as well as the ground rules included in this information packet.

1. **DIRECTIONS TO THE SCHOOL:** Please use Hwy 351 on the north side of Beeville to approach the High School. If you are coming from 181, pass by Wal-Mart and turn left at Chili's. If you are coming from the north on Hwy 59, you will turn right on Hwy 181 to travel to Hwy 351. If you are coming from the south on Hwy 59, turn left at the first light on the outskirts of Beeville, which is Hwy 351. When you get to the St. Mary's / N. Adams Street intersection, watch the lights closely. There are lights for each road, and they are very close together. Turn right onto N. Adams Street.

2. **ARRIVAL AND STUDENT UNLOADING:** Arrive at A.C. Jones HS (1902 N. Adams St., Beeville, TX 78102) 30 minutes prior to your scheduled warm-up time. Your buses will unload students at the stadium parking lot, and then park in the same lot. **OTHER SCHOOL PERSONNEL WILL NOT BE ALLOWED TO PARK IN THE BUS PARKING AREA.**

3. **EQUIPMENT VEHICLES:** Due to limited parking space at the Stadium, **ALL EQUIPMENT VEHICLES** must move to an offsite parking location (Aztec Chevrolet, 772 Hwy 181, Beeville TX 78102). Equipment Vehicles will first unload in the South end of the Stadium parking lot. Within 30 minutes of the completion of the band's performance on the field, their equipment vehicles **MUST** be moved **OUT** of the Stadium parking lot to the offsite parking location. Beeville will provide transportation to and from the parking area for the drivers of those vehicles. A separate schedule for movement of those vehicles in and out of the Stadium parking lot is included in this packet. **DIRECTORS**, it is **YOUR** responsibility to make sure vehicles are moved as scheduled.

4. A monitor will meet you and stay with you until you perform on the field and return to your buses. The monitor will also take you to the check-in station. You will receive wristbands for staff members to allow them entrance to the home bleachers. You will also receive a **Video Pass** that will allow one person to enter the Stadium with video equipment and record your band **IF** you have completed and submitted the Video Use Agreement online at the UIL State Website. (See Bullet # 6.)

5. Announcer Script and Entry Form were required to be submitted in advance and will **NOT BE ACCEPTED THE DAY OF THE CONTEST**.

6. **VIDEO RESTRICTIONS**: The **ONLY** video recording that will be allowed will be for those bands which have signed the Educational Use Video Agreement (CLICK **HERE** to complete the form, if needed) with UIL and receive a **Video Pass** at Check-in. This **Video Pass** will allow the pass holder to record **ONLY** their band from the designated video area near the Press Box. Designated video operators will have the same 5-minute set up time as the band's set up time and the same 2 minutes following the band's performance to vacate the designated recording area. Please inform your parents that **NO OTHER RECORDING EQUIPMENT IS ALLOWED IN THE STADIUM**.

7. **Administrator Passes** will be handled ***DIFFERENTLY*** this year. Please inform Administrators in your District (Campus, Central Office, and School Board Members), that all they need to do is present their **DISTRICT ID BADGE** at the Stadium Entrance Gate (NOT THE **TICKET BOOTH**) and they will receive two wristbands for the Contest that will allow them in and out privileges throughout the event, just like the other spectators. They will no longer need to keep showing their District ID every time they enter or leave the Stadium.

8. Band parents, other adults, or any other non-band staff personnel assisting with prop movement or in any other way with the band should remain with the band, enter and exit with the band, and be seated with the band in the Visitors' bleachers. Anyone who wishes to sit in the Home bleachers will need to purchase a ticket.

9. No changing rooms will be available, so please make necessary dressing arrangements in advance. There are public restrooms and water fountains close to both warm-up areas.

10. **Cell phone** (satellite) time will be used as the official time for this contest. Warm-up time is 30 minutes. Your time includes entering and exiting the warmup room. At the **25-minute mark**, you will need to start moving your band out of the warmup area.

11. Bands will warm up **ONLY** in the designated areas. Warm-up areas will be in the high school parking lot (see maps). **No pit warm-up allowed at stadium.** In case of bad weather, the warm-up area will be moved inside the two gyms.

12. Warm-up time is 30 minutes. Your time includes entering and exiting the warm-up area. At the **25-minute mark**, you will need to begin moving your band out of the warm-up area and to the stadium. There will be a staging area in the B Gym. There are restrooms available inside.

13. The Stadium has artificial turf with standard NCAA markings. Any pit or prop equipment pushed or pulled on the field surface **must have large inflatable tires or tires with a minimum of 8-inch wheels** (pneumatic wheels/never flat). Any equipment with smaller wheels must be **lifted** and placed into position!! There is an 8-lane artificial surface track around the football field which may be used to move equipment and personnel. All gasoline-powered vehicles must have protection under the chassis and be free of leaks. Electric vehicles need no such protection. ***Anything that leaves a residue on the turf will not be permitted (i.e. Glitter, confetti, and powder)***

14. **BAND ENTRANCE TO THE FIELD:** Bands will enter the stadium from the Visitor Side (southwest corner end zone, see Stadium Map) and wait near the starting line (extended goal line) while the preceding band is performing. The front line (ensemble/props) will also enter on the Visitor Side (see Stadium Map) and move to the Home Side extended goal line when instructed to do so by the Sideline Monitors. As the preceding band clears the field, your band will be moved to the starting line (extended goal line) to enter the field. When the Sideline Monitor instructs you to move your band on to the field to begin the 5-minute set-up period, the Stadium Announcer will also say **"_____ High School, you may now enter the field to prepare for your performance."** Bands may use these 5 minutes in any way deemed appropriate to assume the starting position and prepare to begin the show. Activities may include warm-up and/or cadence. The show will **OFFICIALLY** begin when all 5:00 of the set-up time has expired, and the scoreboard clock changes from 8:00 to 7:59.

15. **SCOREBOARD TIMING:** Timing for the 5-minute set-up period and the 8-minute show will be kept on the scoreboard clock. When the band is instructed to enter the field to begin its set up period, the clock will begin counting down from 5 minutes. When the clock reaches 0:45, the band on the field **WILL BE INTRODUCED**. When the clock reaches 0:20, the drum majors will be introduced **AND** the scoreboard clock will be reset to 8:00 in preparation for the beginning of the show. The remainder of the 5:00 set-up period will be kept by stopwatch in the press box. When the clock moves from 8:00 to 7:59 judging of the band will begin. At the conclusion of the contest show the band will then have 2 minutes to exit the field and clear all equipment. **FOR DETAILS ON THE 5:00 TIMING PROCEDURES, REVIEW THE ANNOUNCER SCRIPT THAT ALL HEAD DIRECTORS WERE ASKED TO COMPLETE. (NOTE: Should the stadium clock malfunction, official time will be kept on a stopwatch in the Press Box.)**

16. **BAND EXIT FROM THE FIELD:** After the show is concluded, each band has **TWO** minutes to exit the field. While exiting the field, the band may play, march-off to a drum cadence, etc. It must, however, be evident the band is exiting the field. It is the intent of the timing rule that a marching band's contest routine be completed within the 8-minute time limit. The end of the performance should be clearly evident in the show design (final set, end of the wind music, drum major bow, etc.). Continued playing and marching after that point not for the sole purpose of clearing the field will be interpreted as a continuation of the performance and **SHALL RESULT IN DISQUALIFICATION.** At the end of the designated 2 minutes there should be no more sound being generated by instruments or verbal cadence. **See Stadium Map for exit directions**.

17. After each band's performance there will be water available for the students. Directors are encouraged to allow their students to remove coats and hats after they perform and to provide additional water for their students.

18. **VERIFICATION PERIOD FOLLOWING THE PRELIMINARIES:** Due to COVID restrictions, the Verification Period following the Preliminary Round will be held in the **A GYM** (see Site Map) following the last performance in the Preliminaries. **ONLY** the Head Director will be allowed to attend (**Exception:** The Head Director may send the name of a proxy in advance of Contest Day to the Area Executive Secretary).

19. **VERIFICATION PERIOD FOLLOWING THE FINALS:** Due to COVID restrictions, the Verification Period following the Final Round will be held in the **Press Box** following the last performance in the Preliminaries. **ONLY** the Head Director will be allowed to attend (**Exception:** The Head Director may send the name of a proxy in advance of Contest Day to the Area Executive Secretary).

20. **AFTER PRELIMS:** There will be a **DRUM MAJOR** retreat for the presentation of participation awards and announcement of results.

21. **AFTER FINALS:** There will be a **DRUM MAJOR** retreat for the announcement of results. (**NO** Full Band retreat this year.)

22. Band members are to remain off the field except during their performance. Band directors are asked to strictly enforce this. Directors will be held responsible for all behavior of their students.

23. UIL rules prohibit balloons and noisemakers (such as air horns, cow bells, etc.) in the stadium. **It is YOUR responsibility to inform your parents and supporters that items such as these will not be allowed in the stadium.**

24. Please inform parents that all umbrellas and any other type of shading devices must be fully closed and lowered while bands are performing so that all audience members can have full view of the shows.

25. Admission for the general public is $5.00 per person. Children age 5 and under enter free of charge. Ticket offices and stadium gates will open approximately 30 minutes prior to the first performance. The ticket booth will be open on the home side of the stadium (north end). All seating is general admission and is on a first-come first-served basis. Wristbands allow in/out privileges for the entire day and are good for both **Prelims** and **Finals**, unless they have been **removed**.

26. Access in and out of the seating area will be restricted during each band's performance. **Please inform your fans and students of this courtesy rule and advise them to show up at least 30 minutes before YOUR band performs**.

27. Concession stands will be open at the stadium and run by the A.C. Jones HS Band Boosters. **PLEASE FREQUENT THEM OFTEN**! ***NO OUTSIDE FOOD DELIVERIES TO THE STADIUM OR SCHOOL WILL BE ALLOWED. THE BOOSTERS HAVE GREAT CONCESSIONS AVAILABLE FOR YOUR STUDENTS.***

28. T-shirts and other souvenir items will be available at the contest.

29. Reminders of a few UIL rules:
    - ** **NEW AMPLIFICATION RULE:** No more than 10 students may be amplified **AT ONE TIME**
    - There are no do-overs, delays, or restarts due to any electronics issues. The show goes on.
    - All electronic instruments must be played by eligible students and performed in live time at the contest; no pre-recorded music, pre-recorded narrations, or digital loops are allowed
    - All electronic equipment, soundboards, mixers, etc. must be operated by eligible students
    - Review the C&CR for **ALL** rules!!

Please keep in mind that operating a contest of this size requires tremendous planning. Our volunteers will do their best to make this a great experience for you and your band; however, you can help by making sure that your students, staff members, and parents adhere to the rules. We have had great experiences in the past, and we hope to continue that tradition.

Enclosed are maps of the campus, buildings, and general area. If you have any questions, please call any of the three of us. On behalf of Beeville ISD, UIL Area E, and everyone in the Beeville community, we want to wish you and your band the best of luck.

Bill Cason
Executive Secretary, UIL Area E
361-946-6432

Taytum Guzman, Site Co-Host
Director of Bands, Beeville ISD
361-255-9885

Craig Ewing, Site Co-Host
Retired, Beeville ISD
361-510-0367

UIL 3A AREA E MARCHING CONTEST SCHEDULE

A.C. Jones High School Veterans Memorial Stadium - Beeville, Texas
Saturday, October 23, 2021

REGION	SCHOOL	WARM-UP SITE	WARM-UP BEGINS	WARM-UP CLEARED	5-MINUTE SET-UP BEGINS	PERF. TIME
	CONFERENCE 3A PRELIMS					
13	Edna HS/ R. Balusek	A	8:00	8:30	8:40	8:45
14	Mathis HS/ J. Quintanilla	B	8:15	8:45	8:55	9:00
13	Palacios HS/ H. Davidson	A	8:30	9:00	9:10	9:15
13	Danbury HS/ J. Baskin	B	8:45	9:15	9:25	9:30
14	Falfurrias HS/ R. Molina	A	9:00	9:30	9:40	9:45
13	Hitchcock HS/ K. Brunson	B	9:15	9:45	9:55	10:00
11	Lytle HS/ J. Chessher	A	9:30	10:00	10:10	10:15
	BREAK		9:45	10:15	10:25	10:30
14	Hebbronville HS/ E. Trevino	B	10:00	10:30	10:40	10:45
14	Santa Gertrudis HS/ R. Mendez	A	10:15	10:45	10:55	11:00
14	Taft HS/ F. Hernandez	B	10:30	11:00	11:10	11:15
14	Bishop HS/ A. Sholtis	A	10:45	11:15	11:25	11:30
12	Randolph HS/ H. Perez	B	11:00	11:30	11:40	11:45
28	Lyford HS/ V. Vasquez-Gonzales	A	11:15	11:45	11:55	12:00
14	Orange Grove HS/ B. Garza	B	11:30	12:00	12:10	12:15
13	Van Vleck HS/ R. Clakley	A	11:45	12:15	12:25	12:30
	BREAK		12:00	12:30	12:40	12:45
	BREAK		12:15	12:45	12:55	1:00
12	Poth HS/ C. Failing	B	12:30	1:00	1:10	1:15
13	Industrial HS/ H. Cummings	A	12:45	1:15	1:25	1:30
14	Goliad HS/ Z. McCullough	B	1:00	1:30	1:40	1:45
14	Skidmore-Tynan HS/ C. Neal	A	1:15	1:45	1:55	2:00
12	Marion HS/ C. Bingham	B	1:30	2:00	2:10	2:15
11	Cotulla HS/ J. Martinez	A	1:45	2:15	2:25	2:30
11	Natalia HS/ S. Mendez	B	2:00	2:30	2:40	2:45
12	Yoakum HS/ J. Voges	A	2:15	2:45	2:55	3:00
	BREAK		2:30	3:00	3:10	3:15
14	George West HS/ E. Lowrance	B	2:45	3:15	3:25	3:30
14	Odem HS/ S. Rash	A	3:00	3:30	3:40	3:45
13	East Bernard HS/ R. Palermo	B	3:15	3:45	3:55	4:00
12	Blanco HS/ J. VanOmmeren	A	3:30	4:00	4:10	4:15
11	Jourdanton HS/ D. Torch	B	3:45	4:15	4:25	4:30
14	Aransas Pass HS/ R. Schneider	A	4:00	4:30	4:40	4:45
12	Luling HS/ J. Allen	B	4:15	4:45	4:55	5:00
	PRELIM VERIFICATON					
	DRUM MAJOR RETREAT AND RESULTS					
	CONFERENCE 3A FINALS					
	Finalist # 1	A	6:45	7:15	7:25	7:30
	Finalist # 2	B	7:00	7:30	7:40	7:45
	Finalist # 3	A	7:15	7:45	7:55	8:00
	Finalist # 4	B	7:30	8:00	8:10	8:15
	Finalist # 5	A	7:45	8:15	8:25	8:30
	Finalist # 6	B	8:00	8:30	8:40	8:45
	Finalist # 7	A	8:15	8:45	8:55	9:00
	Finalist # 8	B	8:30	9:00	9:10	9:15
	Finalist # 9	A	8:45	9:15	9:25	9:30
	Finalist # 10	B	9:00	9:30	9:40	9:45
	Finalist # 11	A	9:15	9:45	9:55	10:00
	Finalist # 12	B	9:30	10:00	10:10	10:15
	FINALS VERIFICATON					
	DRUM MAJOR RETREAT AND RESULTS					

UIL 3A AREA E MARCHING CONTEST SCHEDULE

A.C. Jones High School Veterans Memorial Stadium - Beeville, Texas Saturday, October 23,2021

Region	School	Equipment Truck(s) Parking Lot Entrance Time	Performance Time	Equipment truck(s) move to offsite parking	
	CONFRENCE 3A PRELIMS				
13	Edna HS/ R. Balusek	7:30	8:45	9:30	
14	Mathis HS/ J. Quintanilla	7:45	9:00	9:45	
13	Palacios HS/ H. Davidson	8:00	9:15	10:00	
13	Danbury HS/ J. Baskin	8:15	9:30	10:15	
14	Falfurrias HS/ R. Molina	8:30	9:45	10:30	
13	Hitchcock HS/ K. Brunson	8:45	10:00	10:45	
11	Lytle HS/ J. Chessher	9:00	10:15	11:00	
	BREAK	9:15	10:30	11:15	
14	Hebbronville HS/ E. Trevino	9:30	10:45	11:30	
14	Santa Gertrudis HS/ R. Mendez	9:45	11:00	11:45	
14	Taft HS/ F. Hernandez	10:00	11:15	12:00	
14	Bishop HS/ A. Sholtis	10:15	11:30	12:15	
12	Randolph HS/ H. Perez	10:30	11:45	12:30	
28	Lyford HS/ V. Vasquez-Gonzales	10:45	12:00	12:45	
14	Orange Grove HS/ B. Garza	11:00	12:15	1:00	
13	Van Vleck HS/ R. Clakley	11:15	12:00	1:15	
	BREAK	11:30	12:15	1:30	
	BREAK	11:45	1:00	1:45	
12	Poth HS/ C. Failing	12:00	1:15	2:00	
13	Industrial HS/ H. Cummings	12:15	1:30	2:15	
14	Goliad HS/ Z. McCullough	12:30	1:45	2:30	
14	Skidmore-Tynan HS/ C. Neal	12:45	2:00	2:45	
12	Marion HS/ C. Bingham	1:00	2:15	3:00	
11	Cotulla HS/ J. Martinez	1:15	2:30	3:15	
11	Natalia HS/ S. Mendez	1:30	2:45	3:30	
12	Yoakum HS/ J. Voges	1:45	3:00	3:45	

	BREAK	2:00	3:15	4:00	
14	George West HS/ E. Lowrance	2:15	3:30	4:15	
14	Odem HS/ S. Rash	2:30	3:45	4:30	
13	East Bernard HS/ R. Palermo	2:45	4:00	4:45	
12	Blanco HS/ J. VanOmmeren	3:00	4:15	5:00	
11	Jourdanton HS/ D. Torch	3:15	4:30	5:15	
14	Aransas Pass HS/ R. Schneider	3:30	4:45	5:30	
12	Luling HS/ J. Allen	3:45	5:00	5:45	
	PRELIM VERIFICATION				
	DRUM MAJOR RETREAT AND RESULTS				

After prelims we will need to re-assign parking for all finalist bands and any bands staying for finals. This will allow us plenty of room for performing finalist bands equipment trucks a place to park and remain at stadium. To mke the contest run smooth for all competing bands, it is extrmely important that the drivers of the trucks know they can not enter the parking lot before their alloted time.

Thank You,

Craig Ewing

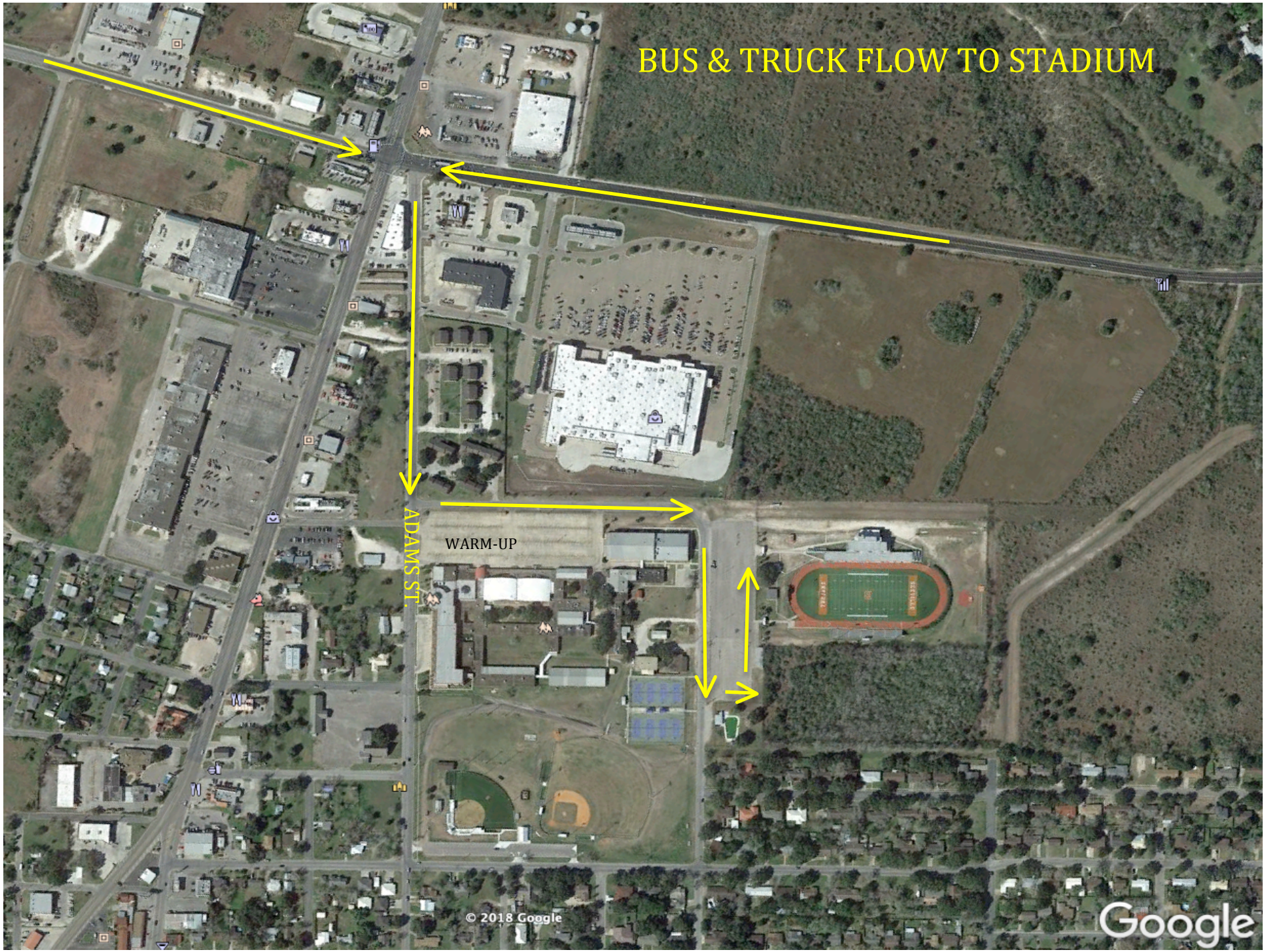
BUS & TRUCK FLOW TO STADIUM
ADAMS ST.
WARM-UP
© 2018 Google
Google

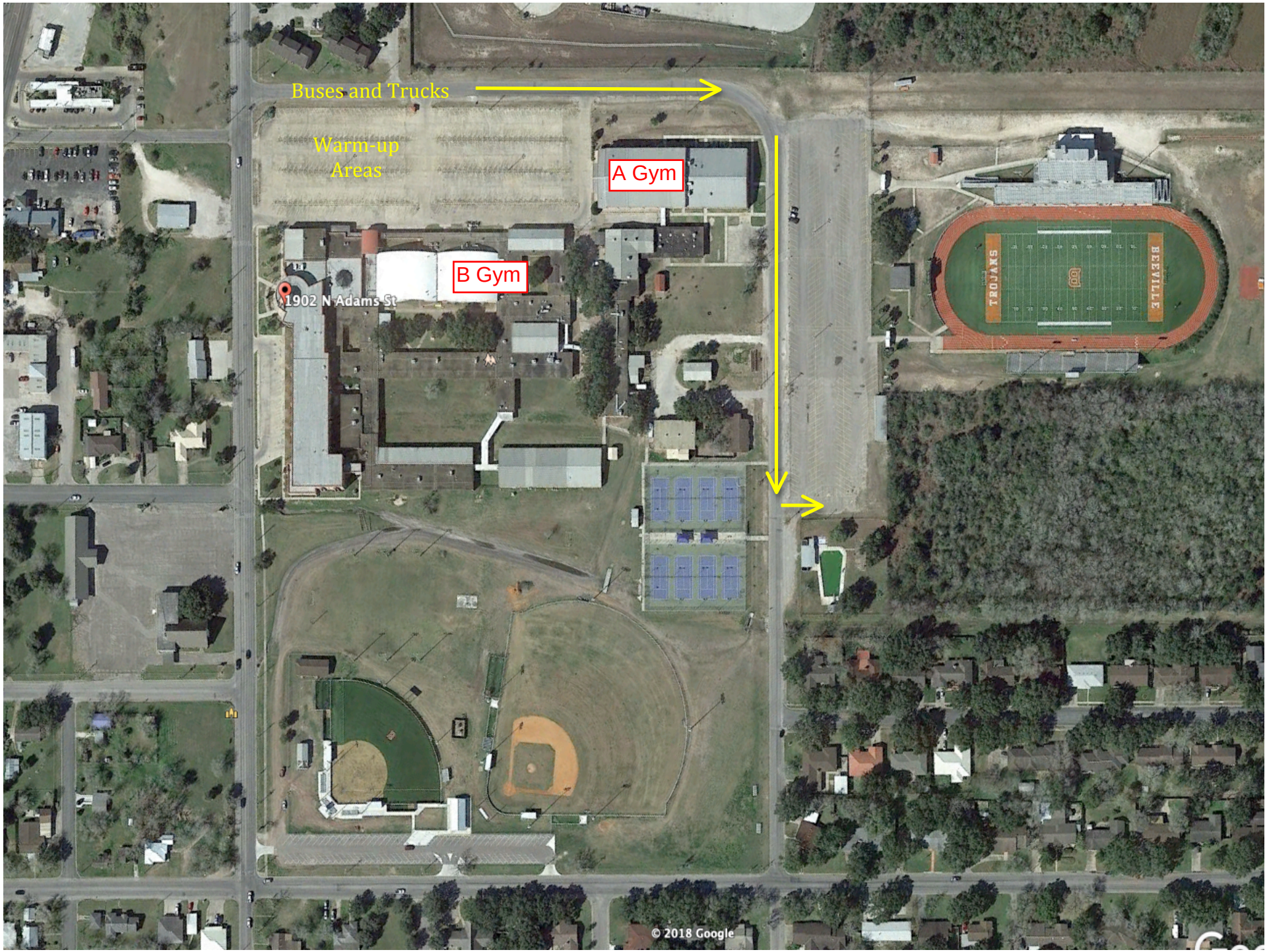
Buses and Trucks
Warm-up Areas
A Gym
B Gym
1902 N Adams St
TROJANS
BEEVILLE
© 2018 Google

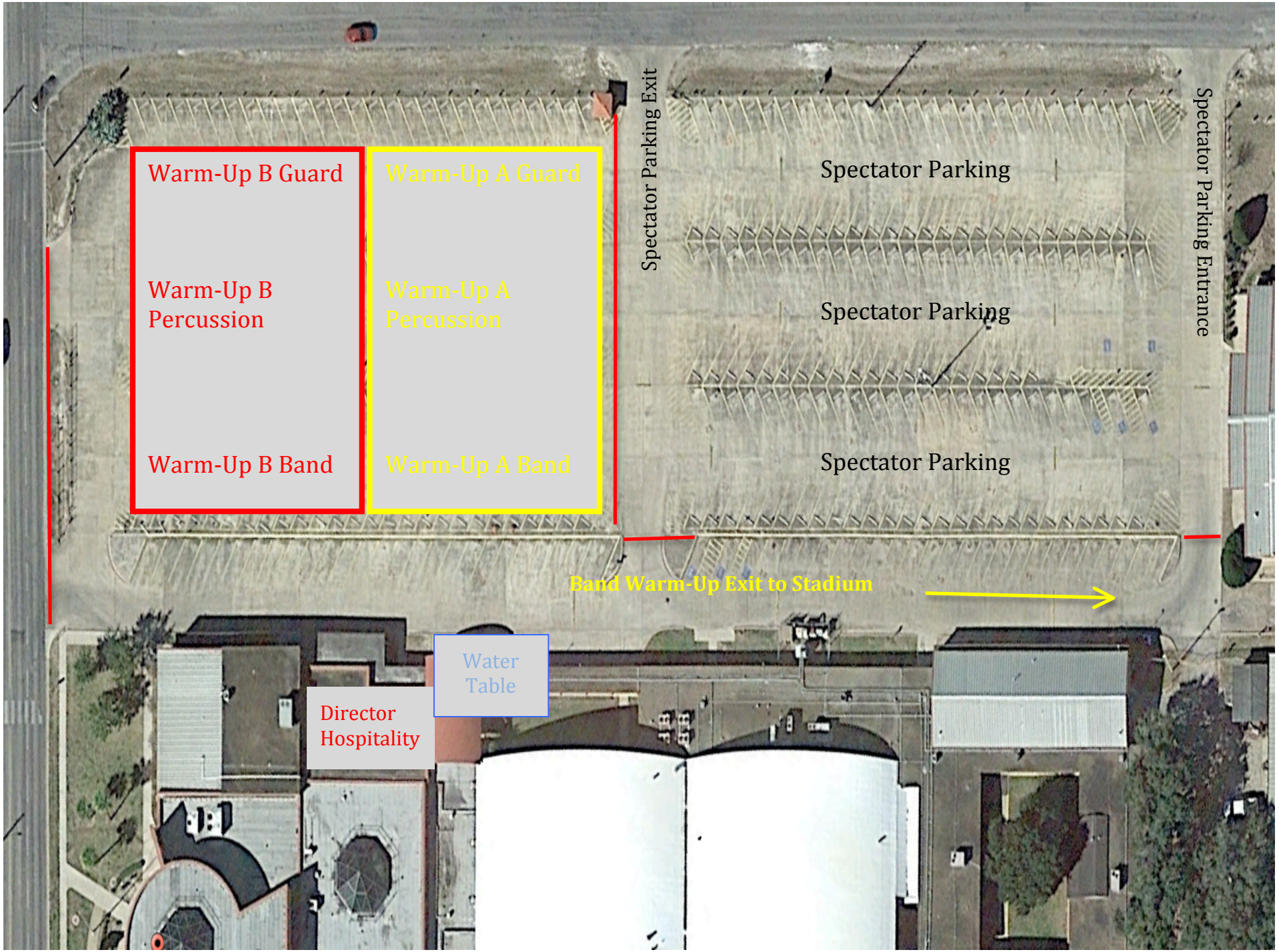
Warm-Up B Guard
Warm-Up B Percussion
Warm-Up B Band
Warm-Up A Guard
Warm-Up A Percussion
Warm-Up A Band
Spectator Parking Exit
Spectator Parking
Spectator Parking
Spectator Parking
Spectator Parking Entrance
Band Warm-Up Exit to Stadium
Water Table
Director Hospitality

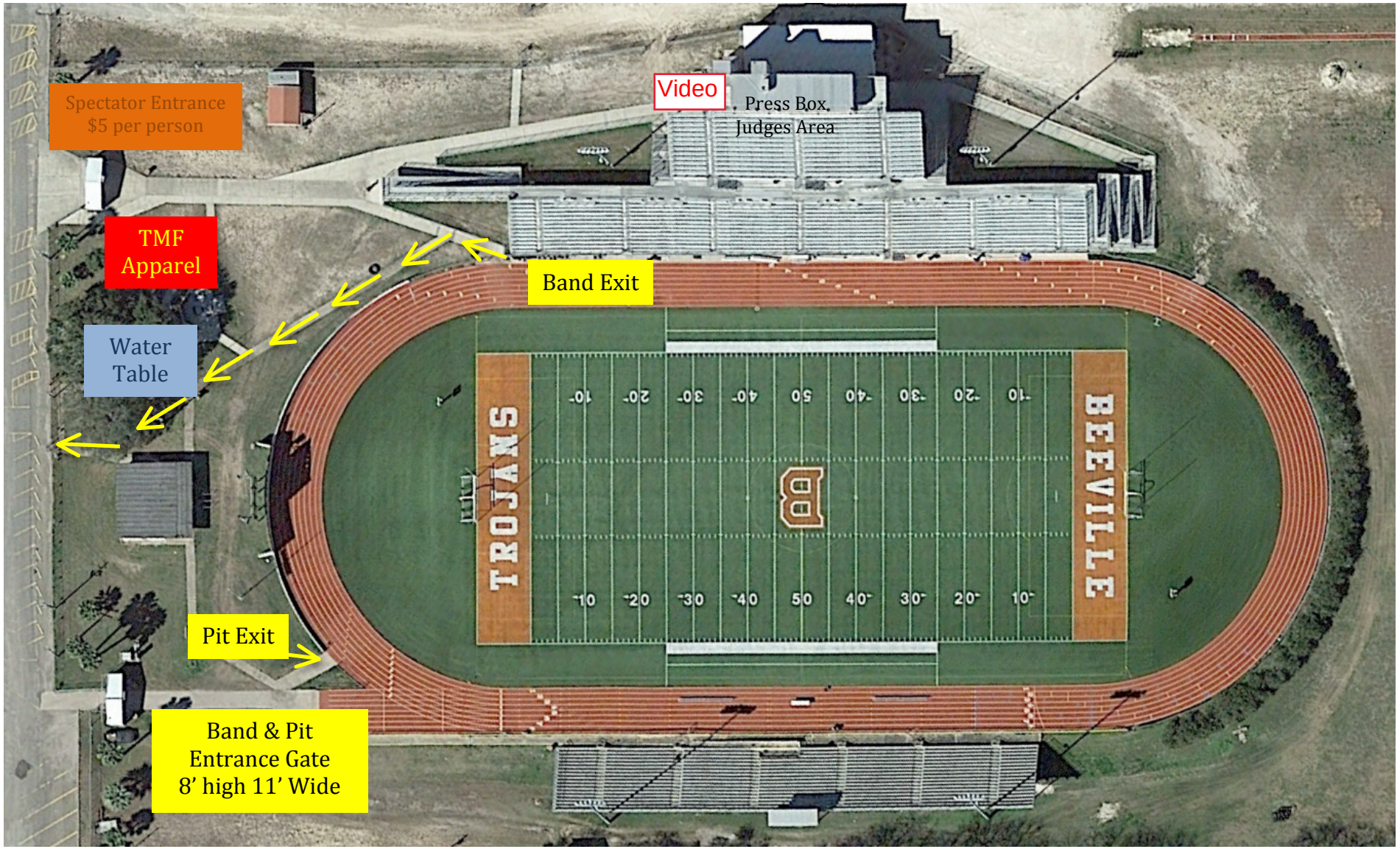
Spectator Entrance
$5 per person
Video
Press Box,
Judges Area
TMF
Apparel
Band Exit
Water
Table
TROJANS
BEEVILLE
Pit Exit
Band & Pit
Entrance Gate
8' high 11' Wide

Band
Bus Parking
Bus Parking
Bus Parking
Bus Parking
Equipment Truck Unloading
Pit Entrance/Exit &
Band Entrance
Bus
Entrance
TROJANS
BEEVILLE

UNIVERSITY INTERSCHOLASTIC LEAGUE

AREA/STATE MARCHING BAND CONTEST
MUSIC ADJUDICATION SHEET

School _____ **Conference** _____ **Region** _____**Area** _____

Director _____ **Number of Performers** _____ **Contest Date** ____/____/_____

ENSEMBLE PERFORMANCE

+ - Phrasing and Artistic Expression
+ - Blend and Balance
+ - Precision and Timing
+ - Dynamic Contrast
+ - Style and Articulation
+ - Effective Use of Electronics (when present)

of 250 points

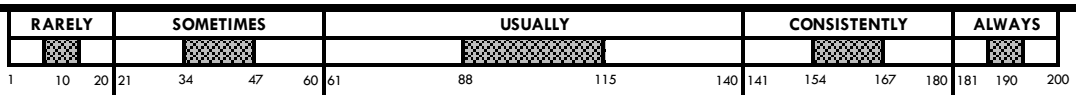

WOODWIND PERFORMANCE

+ - Tone Quality
+ - Intonation
+ - Technique and Accuracy
+ - Blend and Balance

of 200 points

BRASS PERFORMANCE

+ - Tone Quality
+ - Intonation
+ - Technique and Accuracy
+ - Blend and Balance

of 200 points

PERCUSSION PERFORMANCE

+ - Quality
+ - Precision and Timing
+ - Technique and Accuracy
+ - Blend and Balance

of 200 points

CONTENT

+ - Coordination and Effective Use of All Performing Elements
+ - Effective Musical Reinforcement of the Visual
+ - Suitability of Musical Content
+ - Frequency/Demand of Movement While Playing
+ - Content with Respect to Challenge
+ - Continuity and Flow/Pacing

of 150 points

Signature of Adjudicator _____

of 1,000 points

UNIVERSITY INTERSCHOLASTIC LEAGUE

AREA/STATE MARCHING BAND CONTEST
MUSIC ADJUDICATION SHEET

ENSEMBLE PERFORMANCE - To what degree do the performers demonstrate:

- phrasing and artistic expression that is of the highest musical value?
- blend and balance that is clear and appropriate throughout the presentation?
- a refined sense of rhythmic precision and timing?
- a purposeful approach to dynamic contrast throughout the sections?
- an approach to style and articulation that is clear and consistent through all instrument voices?
- an effective performance of electronic content where appropriate?



WOODWIND PERFORMANCE - To what degree do the performers demonstrate:

- appropriate, characteristic tone quality?
- proper intonation across multiple ranges and dynamic levels?
- technique and rhythmic accuracy that is refined to the highest levels?
- blend and balance that is clear and appropriate throughout the presentation?

BRASS PERFORMANCE - To what degree do the performers demonstrate:

- appropriate, characteristic tone quality?
- proper intonation across multiple ranges and dynamic levels?
- technique and rhythmic accuracy that is refined to the highest levels?
- blend and balance that is clear and appropriate throughout the presentation?

PERCUSSION PERFORMANCE - To what degree do the performers demonstrate:

- appropriate, characteristic quality of sound?
- a refined sense of rhythmic precision and timing?
- technique and rhythmic accuracy that is refined to the highest levels?
- blend and balance that is clear and appropriate throughout the presentation?

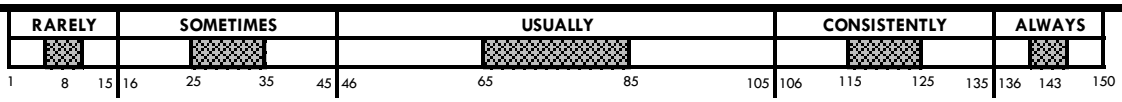

CONTENT - To what degree does the repertoire for the ensemble demonstrate:

- effective utilization of all performers on the field?
- a clear musical reinforcement of the visual content?
- suitable musical content for the performers?
- musical repertoire performed while contributing to the visual content?
- content that challenges the performers?
- a sense of flow and pacing which is logical and artistic?

UNIVERSITY INTERSCHOLASTIC LEAGUE

AREA/STATE MARCHING BAND CONTEST
VISUAL ADJUDICATION SHEET

School _____ **Conference** _____ **Region** _____**Area** _____

Director _____ **Number of Performers** _____ **Contest Date** ____/____/_____



INDIVIDUAL MOVEMENT

+ - Control of Form/Interval
+ - Control of Body
+ - Control of Equipment
+ - Precision and Timing
+ - Demonstration of Individual Style
+ - Poise, Presence, and Communication
+ - Recovery

_____ of 300 points

ENSEMBLE MOVEMENT

+ - Achievement of Form/Interval
+ - Precision and Timing
+ - Uniformity of Style
+ - Professionalism
+ - Recovery

_____ of 400 points



CONTENT

+ - Effective Use of All Performing Elements
+ - Effective Visual Reinforcement of Music
+ - Suitability of Visual Content
+ - Frequency/Demand of Movement While Playing
+ - Continuity and Flow/Pacing
+ - Coordination and Staging

_____ of 300 points

Signature of Adjudicator _____

_____ of 1,000 points

UNIVERSITY INTERSCHOLASTIC LEAGUE

AREA/STATE MARCHING BAND CONTEST
VISUAL ADJUDICATION SHEET



INDIVIDUAL MOVEMENT - To what degree do the performers demonstrate:

- a refined sense of achievement with regard to form control and intervallic relationships?
- depth of training resulting in a clear, uniform approach to control of body and equipment?
- a refined sense of rhythmic precision and timing with regard to movement?
- a clearly-communicated style of motion from performer-to-performer?
- a sense of poise, presence, and communication throughout the performance?
- a successful effort to recover from errors when present?

ENSEMBLE MOVEMENT - To what degree do the performers demonstrate:

- a refined sense of achievement with regard to form control and intervallic relationships?
- precision with regard to the timing of visual events?
- depth of training resulting in a clear, uniform approach to style?
- professionalism in all aspects of the presentation?
- a successful effort to recover from errors when present?



CONTENT - To what degree does the content for the ensemble demonstrate:

- effective utilization of all performers on the field?
- appropriate visual reinforcement of the musical content?
- suitable visual content for the performers?
- appropriate frequency and demand of movement?
- a sense of flow and pacing which is logical and artistic?
- coordination of all visual elements which highlights the artistic expression of the ensemble?

ELECTRONICS AND AMPLIFICATION IN UIL MARCHING BAND CONTEST PERFORMANCES

Updated 2020-2021

In an effort to help band directors, contest officials, and judges clearly understand the application of existing UIL rules the state office has prepared the following:

THE RULE: Section 1105 of the UIL Constitution and Contest Rules

(4) *Electronic Equipment.* Electronic equipment may be used under the following provisions:

(A) All electronically produced music including narration and sound effects shall be performed live and in real time by eligible students.

(B) Pre-recorded music, instrumental or vocal, may not be used.

(5) *Amplification.* Amplification of instruments or voice may be used with the following restrictions:

(A) All equipment must be operated by eligible students.

(B) AC power cords and AC supplied amplification units must be located outside the sidelines and endlines.

(C) A power generator or DC power source may be placed on the field, provided there is a protective barrier between the power unit and the turf and all cords are contained safely within close proximity to the equipment that is being supplied with power.

(D) Wind instruments may be amplified only for solo and/or small ensemble features of up to ten performers at one time.

Violation of any of the above rules would make a band subject to the penalties as outlined in C&CR Sections 27 and 29.

STATE EXECUTIVE COMMITTEE INTERPRETATION

Electronic samples integrated into a UIL marching contest performance are considered to be digitally created musical effects as opposed to prerecorded music and are compliant with Section 1105 (h)(4) of the C&CR if operated and controlled by a student.

FAQ

May electronics be used for amplification?

YES. Electronics may be used for amplification, provided they are compliant with Section 1105(h)(5) of the UIL C&CR.

How does UIL define a solo or small ensemble feature?

UIL defines a solo or small ensemble feature as an individual or a group of up to ten wind players within the full marching band that is featured both musically and visually. A potential violation of this rule would be a scenario where a group of musicians staged within the full band wind section is amplified, while not being featured visually. In this scenario the trained observer would likely not be able to discern which performers are being amplified and could therefore be led to believe that the full band wind section is performing the musical excerpt.

What type of microphones may be used?

There are no restrictions on the type of microphones that may be used.

Where may microphones be located?

There are no restrictions on where microphones may be located, provided wind instruments are amplified ONLY for solo and small ensemble features. Therefore, placing a microphone(s) in any location that causes that(those) microphone(s) to amplify a group of wind players other than a solo or small ensemble feature is prohibited.

May equipment such as a soundboard and/or mixer be used to support and control audio reinforcement?

YES, provided all electronics are operated by an eligible student. However, during a performance a non-student may give verbal instruction to the student operating the equipment, provided the non-student does not touch the equipment.

Where may a soundboard and/or mixer be located?

There are no restrictions on where a soundboard and/or mixer may be located.

May pre-recorded music and/or descript words be used?

NO. Pre-recorded music (representing an acoustical instrument or vocalizations) and pre-recorded narrations (one or more descript words) are prohibited. Such show elements must be performed live and in real time by an eligible student.

Can digitally created sound effects (such as bird calls, animal sounds, thunder, etc.) and/or electronic samples (such as a nondescript vocalizations) be used?

YES, provided they are controlled and activated by an eligible student.

Can applications such as a synthesized rhythmic track or pre-recorded sound loop be used?

NO. Tracks that contain steady rhythmic content or provide pulse may not be used.

Do these rules apply during the 5-minute field entry/set-up or 2-minute field exit?

NO. These rules only apply during the 8-minute performance clock.

Is it permissible to use contemporary electronic instruments such as the MalletKAT, HandSonic, or Wavedrum?

YES. The use of electronic instruments is permitted, provided that they are played live and in real time by an eligible student.

Questions and/or requests for clarification should be addressed to the UIL State Music Office at: music@uiltexas.org

UIL AREA E MARCHING CONTEST

MEAL DEAL $6.00

We have a great option for your student lunch and dinner needs.

The AC Jones Band Boosters are offering a $6.00 meal deal for your students. Students will get a voucher to use at our concession stand when they are hungry.

This give the director the luxury of allowing the students to eat when they are hungry and not loading up the bus to take them somewhere that might be crowded. The director can now watch other bands while their students eat!

Available Entrees:

Fajita Taco (beef or chicken)

2 Hot Dogs

Frito Pie

Nachos

Sausage Wrap

(Each meal includes chips and a bottled water)

to place an order

Email tguzman@beevilleisd.net